


F 33 K-HA

F 33 S
(Plastic-bowl with guard)

F 33 M-SR
(Metallbehälter Sichtrohr)

Filter »multifix«

Size 3

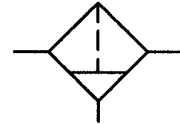
F 33

G 1/2

F 34

G 3/4

5 µm


Efficiency

- Max.residual oil content acc. to ISO 8573-4 at the outlet: 5 mg/m³*
- Solid impurities in the compressed air at the outlet as per ISO 8573-1: class 6

*The pressure dew point must be at least 15 °C under ambient and medium temperature and may not exceed 3 °C.

Characteristics

Typ	F 33	F 34
Port	G 1/2	G 3/4
Type of construction	Centrifugal filter Sintered filter element Special versions on request	
Input pressure p ₁	max. 16 bar with plastic bowl max. 20 bar with metal bowl	
Input pressure p ₁ with semi- and fully automatic drain valve	max. 16 bar min. 1,5 bar	
Mounting position	vertically, drain plug at bottom	
Mounting type	Bracket and 2 pan head screws	
Temperature ranges, -media -ambient	-10 to 60 °C (other temperature ranges max. -10 to 60 °C on request)	
Filter rating	5 µm	
Gettable bowl volume	max. 50 cm ³ condensate	
Type of drain valves	semi automatic (standard) (fully automatic, manually on request)	
Weight [g]	798	

Accessories

Designation	Order-No.
Mounting bracket with 2 screws, cmpl.	ZW 33
Joiner set(s) for block mounting with other devices	KP 33
Joiner set for narrow diverter block	KP 33 Z
Bowl guard	SK 33
Metal bowl with level indication	MS 33 FS
Metal bowl with level indication, fully automatic drain	MS 33 FS-A
Polycarbonate bowl with semi-automatic drain	KS 33 F-HA
Polycarbonate bowl with fully-automatic drain	KS 33 F-A
Fully automatic drain valve assembly	655.6.900

Connection sizes

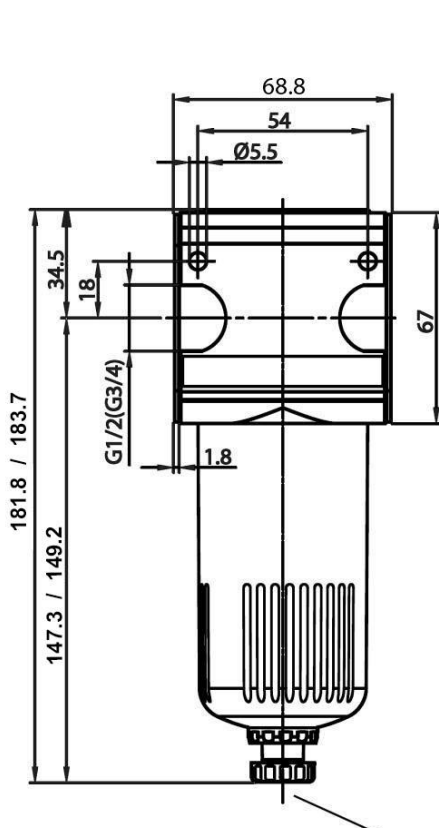
F 3 ③	③ → G 1/2
F 3 ④	④ → G 3/4

Variants

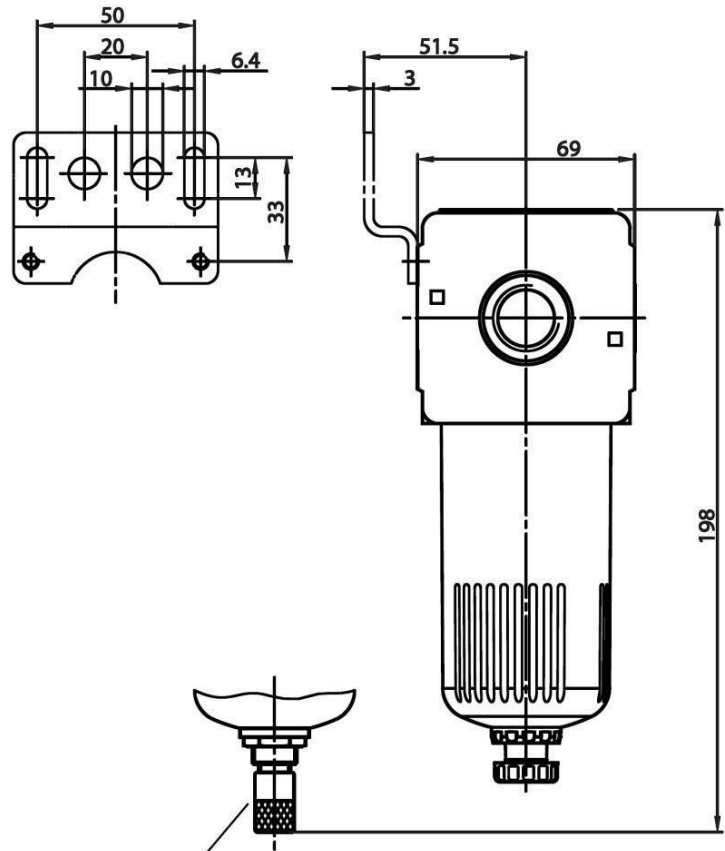
Plastic bowl / semi automatic drain valve	K-HA
Plastic bowl / bowl guard / semi automatic drain valve	S
Metal bowl / sight glass / semi automatic drain valve	M-SR
Plastic bowl / fully automatic drain valve	K-A
Plastic bowl / bowl guard / fully automatic drain valve	S-A
Metal bowl / sight glass / fully automatic drain valve	M-SR-A

Description

- Block design
- Simple block mounting of several devices with conical clamps and half threads
- Joiner sets (**KP 33**) are required for block mounting
- Flow direction indicated by arrows
- **Entry in direction of arrow**
- Filter rating acc. to ISO 4003
- Bowl guard can be retrofitted without tools
- Free from **silicon (boxed)**

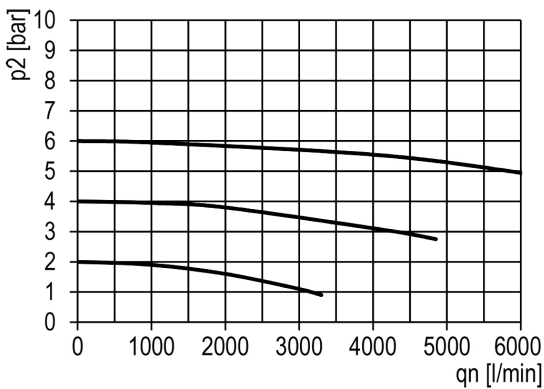


semi automatic drain valve



automatic drain valve

Flow rates



Standards and directives

97/23/EU (DGRL)	Extent of validity: §3, passage3 No marking (according to attachment II, Diagram2 true for § 3, passage 3)
94/9/EU (ATEX)	Zone 2 (gas-Ex, class 3G), explosion-class IIA and IIB Zone 22 (dust Ex, class 3D), explosive dust with a minimum ignition energy-> 3mJ Zone 1 (gas-Ex, class 2G), explosion-class IIA and IIB Zone 21 (dust Ex, class 2D), explosive dust with a minimum ignition energy-> 3mJ -Temperature class T4
ISO 4414	General rules and safety requirements for pneumatic fluid power systems and components used on machinery
RoHS	No validity

Main spare parts

Part	Part-No.
Filter element 5 µm	633.6.905

Art. No.	Ident No.
F 33 K-HA	100514
F 33 S	100519
F 33 M-SR	100524
F 33 K-A	121027
F 33 S-A	121030
F 33 M-SR-A	121029

Art. No.	Ident No.
F 34 K-HA	100515
F 34 S	100520
F 34 M-SR	100525
F 34 K-A	121031
F 34 S-A	121034
F 34 M-SR-A	121033

Art. No.	Ident No.
ZW 33	100441
KP 33	100442
KP 33 Z	100443
SK 33	100506
MS 33 FS	100502
MS 33 FS-A	100503
KS 33 F-HA	100504
KS 33 F-A	100505
655.6.900	100362
633.6.905	100507