

# Pneumatic logic element

**MAX**

Art. No. 106710

Type No. W 36-6



Exemplary illustration

The value of the signal output delay can be steplessly adjusted by rotating a knob.

NO or NC function, depending on the connection.

The maximum delay time can be increased by unscrewing a plug and connecting the port to an external tank.

## Technical data

Working pressure	2.5 - 8 bar
Temperature range	-10 to 60 °C
Material	Anodised aluminium / technopolymer
Internal parts	Brass / technopolymer
Sealant	NBR
Spring	Spring steel
Connection	push-in fitting for Ø4 mm pipe
Reset	By mechanical spring
DN	2.7 mm
Flow rate at 6.3 bar and $\Delta p$ 1.0 bar	100 Nl/min
Delay setting range	0 to 30 (at 6 bar) sec.
Signal shut-off time	< 0.1 s
Repeatability	+/- 0.4 s
Medium	filtered, lubricated or unlubricated compressed air. If used, must be continuous
Applications	with compressed air
Mounting position	in any direction
Mounting options	on Omega bar (DIN EN 50022) size 35x7 or 35x15. Wall mounting using Ø4.2 holes
Pressure indication	Via orange pin
Function	Timer

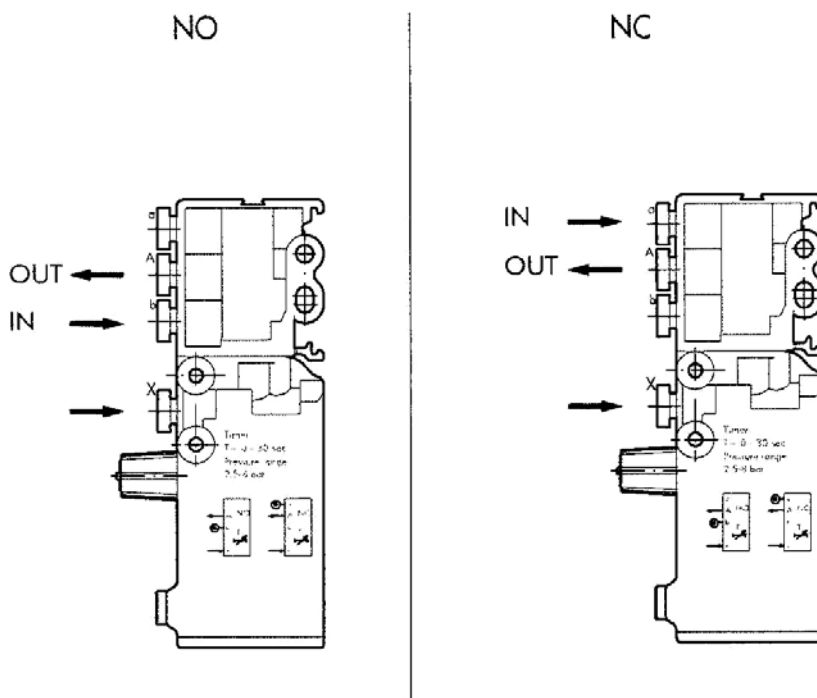
## Commercial data

Customs tariff number	84818099
Country of origin	IT
eCl@ss 5.1.4	27292201
eCl@ss 9.0	27292201
UNSPSC_Code_v190501	40141603
UNSPSC_CodeDesc_v190501	Pneumatic valves

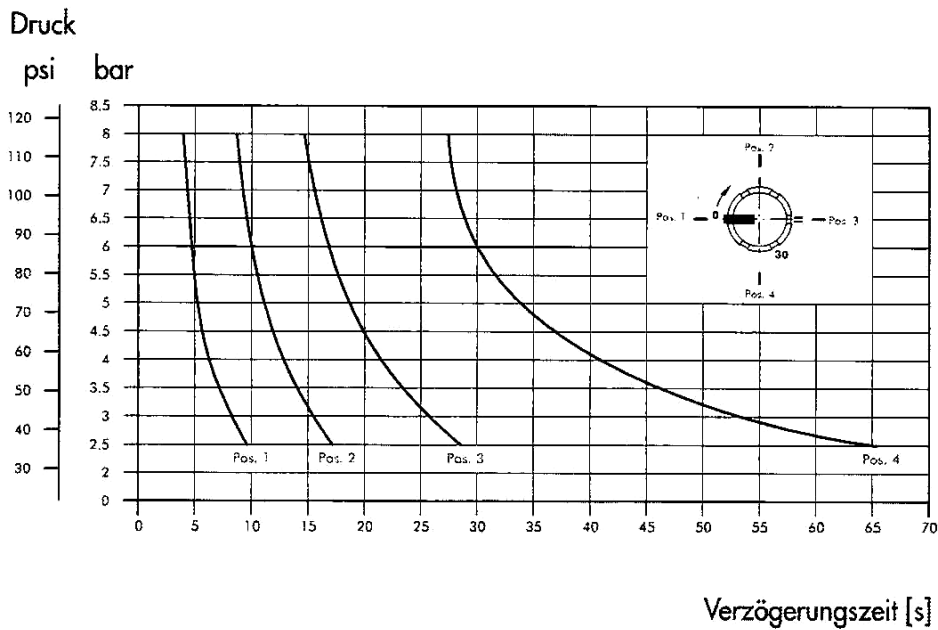
## Material informations

REACH SVHC1 substance name	Blei
CAS no. SVHC 1	7439-92-1
RoHS materials notice	RoHS konform
REACH Info	enthält SVHC Stoff

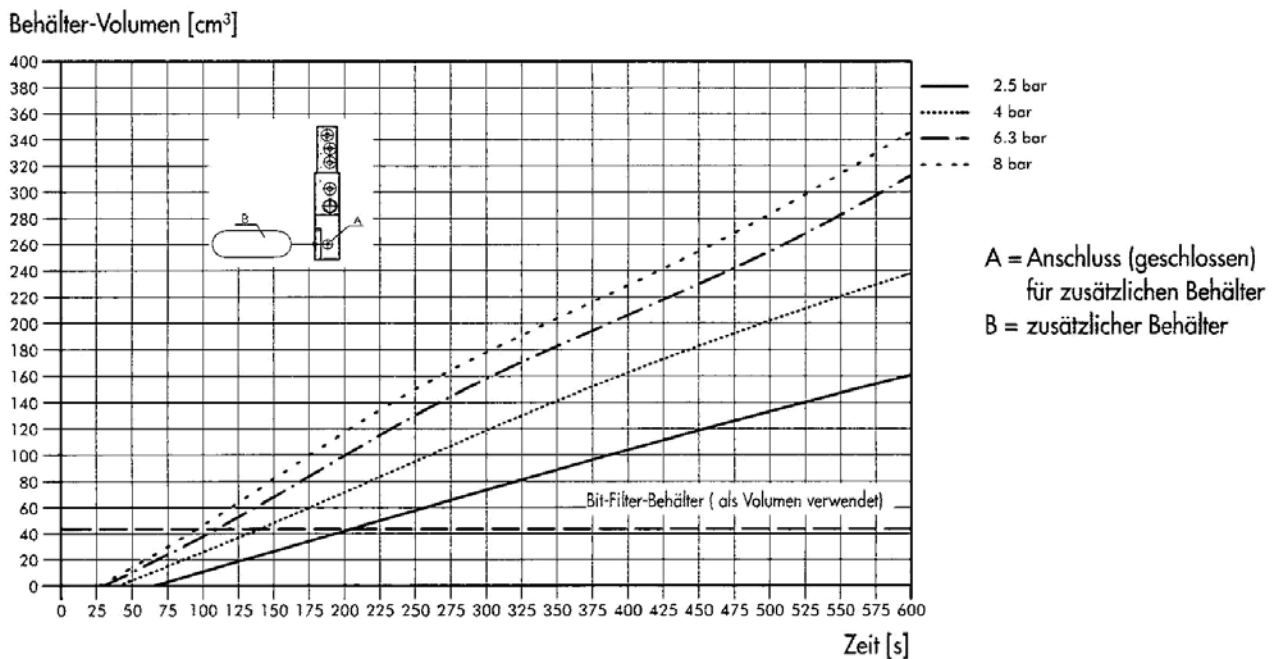
## Working method: normally open (NO) and normally closed (NC)



## Change in the delay with change in pressure and knob position



## How to increase the delay



## Dimensions

