

## Digital pressure gauge

CPG1500 type

**MAX**

Art. No. 138884

Type No. CPG15.12.100.1



Exemplary illustration

Digital pressure gauges are used to measure and display pressures. They can be operated both fixed and mobile and show the measured values on an integrated display. The reading is simple, direct and precise. Therefore, the device combines the accuracy of digital measurement technology with the simplicity of an analog meter and is characterized by its performance and ease of use. Due to their high accuracy, digital pressure gauges are often used in calibration services and cover different measuring ranges. Since the measuring element cannot deform in the event of overpressure, digital pressure gauges are also more durable than analogue pressure gauges.

## Technical data

Accuracy	0.1% FS
Housing	Die-cast aluminum, nickel-plated
Material process connection	CrNi steel 316L
Wetted parts	CrNi steel 316L
Operating temperature	-10 to 50 °C
Medium temperature	-10 to 50 °C
Ambient temperature	15 to 25 °C
Connection position	radial bottom
Mounting position	vertical
Protection IP	IP65
Memory	Min./Max. memory
Data transfer	Bluetooth®
Background lighting	activated via button
Menu languages	adjustable via menu
Pressure units	adjustable via menu
Power supply	3x 1.5V AA alkaline batteries
Battery life	approximately 2.000 - 2.500 h
Rotatability housing	330 °
Calibration	3.1 accept. test certificate acc. EN 10204 (factory calibr.)
Measuring range	0 to 100 bar
Process connection	G 1/2
Display	5 1/2-digit 7-segment display
Type	CPG1500
Protective housing cap	enclosed

## Commercial data

Customs tariff number	90262020
Country of origin	DE
eCl@ss 5.1.4	27200601
eCl@ss 9.0	27200601
UNSPSC_Code_v190501	41103311
UNSPSC_CodeDesc_v190501	Manometers

## Precision digital pressure gauge Model CPG1500



for further approvals, see overview  
on the following pages

### Applications

- Oil and gas industry
- Maintenance and service facilities
- Calibration service companies and service industry
- Simple calibrations directly on-site
- Pressure test

### Special features

- Measuring ranges between 0 ... 10,000 bar [0 ... 150,000 psi] and also vacuum and absolute pressure measuring ranges are available (optional)
- Accuracy: up to 0.025 % incl. calibration certificate (optional)
- Intrinsically safe version
- Logger function with up to 50 measured values per second, available with or without integrated data logger.
- Communication with WIKA-Cal software via Bluetooth®



Precision digital pressure gauge, model CPG1500

### Description

The model CPG1500 precision digital pressure gauge adopts the concept of an analogue pressure gauge and at the same time works with the precision of a digital calibration instrument. The instrument thus combines the accuracy of digital measurement technology with the simplicity of an analogue measuring instrument and features impressive performance and ease of use.

The CPG1500 offers an accuracy of 0.1 % FS (optionally 0.05% FS or 0.025 % FS) and is temperature-compensated in the range of -10 ... +50 °C [14 ... 122 °F]. Measurements can be displayed in any of 26 pressure and 5 level units, or in custom units to avoid intricate conversions.

The measuring rate can be user-defined to match the type of measurement required. Standard applications usually use three measured values per second.

If required, this measuring rate can also be set to 50 measured values per second.

Via an energy-saving function, the CPG1500 switches automatically into "sleep" mode, in this mode the battery life can be increased up to 2,500 hours.

Through the innovative menu navigation, simple operation is ensured. The clear display, with integral bar graph display and large text area, assists with the effective analysis of the widest variety of measuring locations.

With the Min./Max. function, the minimum and maximum pressures can be accessed immediately and saved automatically.

### Software

WIKI-Cal calibration software is available for the CPG1500. WIKI-Cal also enables, over and above PC-supported calibration, the management of the calibration and instrument data in an SQL database.

As free software solutions for data transfer, WIKI also offers the WIKI-DCS PC software and the myWIKI device app for Android and iOS systems. Bluetooth® is available for the data transfer.

## Specifications

Basic information		
<b>Pressure types</b>		
Gauge pressure	0 ... 10,000 bar [0 ... 150,000 psi]	
Absolute pressure (on request)	0 ... 0.25 bar abs. to 0 ... 40 bar abs. [0 ... 0.35 psi abs. to 0 ... 400 psi abs.]	
Vacuum and +/- measuring range (on request)	-0.25 ... +0.25 mbar to -1 ... 40 bar [-8 ... +8 psi to -14.5 ... 300 psi]	
<b>Accuracy</b> <sup>1) 2)</sup>	<ul style="list-style-type: none"> <li>■ 0.025 % FS (optional)</li> <li>■ 0.05 % FS</li> <li>■ 0.1 % FS (optional)</li> <li>■ 0.5 % FS (optional)</li> </ul> → Also see table "Accuracy specifications"	
<b>Connection location</b>	Vertical mounting position, process connection lower mount	
<b>Adjustment</b>	Offset and span factor adjustable	
<b>Functions</b>		
Menu functions	<ul style="list-style-type: none"> <li>■ Min./Max. alarm (visual)</li> <li>■ Power-off function</li> <li>■ Measuring rate</li> <li>■ Mean value filter</li> <li>■ Pressure rate</li> <li>■ Mean value (via adjustable interval)</li> <li>■ Level indication</li> <li>■ Tare offset</li> <li>■ Indication damping</li> </ul>	
Memory	<ul style="list-style-type: none"> <li>■ Min./Max. memory</li> <li>■ Integrated data logger (available with our without)</li> </ul>	
Mean value interval	1 ... 300 seconds, adjustable	
Measuring rate	Max. 50/s	
Data logger <sup>3)</sup>	<ul style="list-style-type: none"> <li>■ Cyclic logger               <ul style="list-style-type: none"> <li>⇒ Automatic recording of up to 1,000,000 values</li> </ul> </li> <li>■ Cycle time               <ul style="list-style-type: none"> <li>⇒ Selectable from 1 ... 3,600 s in 1-second steps</li> <li>⇒ Selectable with the measuring rate in the following steps: 1/s, 3/s, 10/s and 50/s</li> </ul> </li> </ul>	
Battery status display	Symbol display with 4 bars indicates the battery status in 25 % steps.	
<b>Case</b>		
Rotatability	The case is rotatable by 330°.	
Dimensions	→ See dimensions in mm [in], page 10	
Ingress protection	IP65	
Weight	Incl. batteries	Approx. 680 g (1.5 lbs)
	With protective case cap	Approx. 820 g (1.81 lbs)

1) It is defined by the total measurement uncertainty, which is expressed with the coverage factor (k = 2) and includes the following factors: the intrinsic performance of the instrument, the measurement uncertainty of the reference instrument, long-term stability, influence of ambient conditions, drift and temperature effects over the compensated range during a periodic zero point adjustment.

2) FS = Full span = end of measuring range - start of measuring range

3) The WIKI-Cal software is required to evaluate the logger data  
The logger data can be downloaded as a CSV file using the demo version of WIKI-Cal. You can use the live logger for an accurate data analysis or a direct generation of certificates by means of the logger template of the WIKI-Cal.

Digital display	
<b>Display</b>	
Display range	-199999 ... 199999 digits 5 ½-digit 7-segment display (incl. a large matrix area for auxiliary information)
Display resolution	4 ... 5 ½ digits; adjustable; depending on the selected pressure unit
Backlighting	Adjustable via key
Bar graph	0 ... 100 %, 20 individual segments, which show 5 % steps
<b>Menu languages</b>	Adjustable via menu <ul style="list-style-type: none"> <li>■ English</li> <li>■ German</li> <li>■ Spanish</li> <li>■ French</li> <li>■ Italian</li> <li>■ Russian</li> <li>■ Polish</li> </ul>
<b>Pressure units</b>	Adjustable via menu <ul style="list-style-type: none"> <li style="width: 25%;">■ mbar</li> <li style="width: 25%;">■ atm</li> <li style="width: 25%;">■ mmH<sub>2</sub>O</li> <li style="width: 25%;">■ kg/cm<sup>2</sup></li> <li style="width: 25%;">■ bar</li> <li style="width: 25%;">■ Torr</li> <li style="width: 25%;">■ mH<sub>2</sub>O</li> <li style="width: 25%;">■ kp/cm<sup>2</sup></li> <li style="width: 25%;">■ psi</li> <li style="width: 25%;">■ mmHg</li> <li style="width: 25%;">■ inH<sub>2</sub>O</li> <li style="width: 25%;">■ lbf/ft<sup>2</sup></li> <li style="width: 25%;">■ Pa</li> <li style="width: 25%;">■ cmHg</li> <li style="width: 25%;">■ inH<sub>2</sub>O (4 °C)</li> <li style="width: 25%;">■ kN/m<sup>2</sup></li> <li style="width: 25%;">■ hPa</li> <li style="width: 25%;">■ inHg</li> <li style="width: 25%;">■ inH<sub>2</sub>O (20 °C)</li> <li style="width: 25%;">■ micron</li> <li style="width: 25%;">■ kPa</li> <li style="width: 25%;">■ inHg (0 °C)</li> <li style="width: 25%;">■ inH<sub>2</sub>O (60 °F)</li> <li style="width: 25%;">■ MPa</li> <li style="width: 25%;">■ inHg (60 °F)</li> <li style="width: 25%;">■ ftH<sub>2</sub>O</li> <li style="width: 25%;">■ 3 x user-defined unit <sup>1)</sup></li> </ul>

1) The user-defined units can only be set via the WIKA-Cal and WIKA-DCS software. The CPG1500 must be fitted with Bluetooth®.

Accuracy specifications	
<b>Accuracy <sup>1) 2)</sup></b>	
Gauge pressure	<ul style="list-style-type: none"> <li>■ 0.025 % FS <sup>3) 4)</sup> (optional)</li> <li>■ 0.05 % FS <sup>3)</sup> (optional)</li> </ul> 1 ... 1,000 bar [15 ... 15,000 psi]
	0.1 % FS 1 ... 2,500 bar [15 ... 50,000 psi]
	0.5 % FS (optional) 4,000 ... 10,000 bar [60,000 ... 150,000 psi]
Absolute pressure (on request)	<ul style="list-style-type: none"> <li>■ 0.025 % FS <sup>3) 4)</sup></li> <li>■ 0.05 % FS <sup>3)</sup></li> <li>■ 0.1 % FS</li> </ul> 1 ... 40 bar abs. [15 ... 500 psi abs.]
Vacuum and +/- measuring range (on request)	<ul style="list-style-type: none"> <li>■ 0.025 % FS <sup>3) 4)</sup></li> <li>■ 0.05 % FS <sup>3)</sup></li> <li>■ 0.1 % FS</li> </ul> -1 ... 0 bar to -1 ... 40 bar and -0.6 ... +0.6 bar [-14.5 ... 0 psi to -14.5 ... 300 psi, and -8 ... +8 psi]
<b>Compensated range</b>	-10 ... 50 °C [14 ... 122 °F]
<b>Reference conditions per IEC 61298-1 <sup>5)</sup></b>	
Ambient temperature	15 ... 25 °C [59 ... 77 °F]
Atmospheric pressure	860 ... 1,060 mbar [12.5 ... 15.4 psig]
Air humidity	< 95 % r. h. (non-condensing)
Mounting position	Vertical mounting position, process connection facing downwards.

1) It is defined by the total measurement uncertainty, which is expressed with the coverage factor (k = 2) and includes the following factors: the intrinsic performance of the instrument, the measurement uncertainty of the reference instrument, long-term stability, influence of ambient conditions, drift and temperature effects over the compensated range during a periodic zero point adjustment.

2) FS = Full span = end of measuring range - start of measuring range

3) At a measuring rate of ≤ 3 measured values per second

4) Only with ≥ 0 ... 1 bar up to ≤ 0 ... 1,000 bar (≥ 0 ... 15 psi up to ≤ 0 ... 14,500 psi), at reference conditions 23 °C ± 3 °C

5) Calibrated at 23 °C [74 °F] and in a vertical mounting position, pressure connection facing downwards.

**Pressure ranges, gauge pressure**

bar	
0 ... 0.1	0 ... 200
0 ... 0.25	0 ... 250
0 ... 0.4	0 ... 400
0 ... 0.6	0 ... 600
0 ... 1	0 ... 700 <sup>1)</sup>
0 ... 1.6	0 ... 1,000 <sup>1)</sup>
0 ... 2.5	0 ... 1,600 <sup>1)</sup>
0 ... 4	0 ... 2,500 <sup>1)</sup>
0 ... 6	0 ... 4,000 <sup>1)</sup>
0 ... 10	0 ... 5,000 <sup>1)</sup>
0 ... 16	0 ... 6,000 <sup>1)</sup>
0 ... 25	0 ... 7,000 <sup>1) 2)</sup>
0 ... 40	0 ... 8,000 <sup>1) 2)</sup>
0 ... 60	0 ... 9,000 <sup>1) 2)</sup>
0 ... 100	0 ... 10,000 <sup>1) 2)</sup>
0 ... 160	

psi	
0 ... 5	0 ... 2,000
0 ... 10	0 ... 3,000
0 ... 15	0 ... 5,000
0 ... 20	0 ... 6,000
0 ... 30	0 ... 8,000
0 ... 50	0 ... 10,000 <sup>1)</sup>
0 ... 60	0 ... 15,000 <sup>1)</sup>
0 ... 100	0 ... 20,000 <sup>1)</sup>
0 ... 150	0 ... 30,000 <sup>1)</sup>
0 ... 160	0 ... 40,000 <sup>1)</sup>
0 ... 200	0 ... 50,000 <sup>1)</sup>
0 ... 300	0 ... 60,000 <sup>1)</sup>
0 ... 500	0 ... 75,000 <sup>1)</sup>
0 ... 700	0 ... 100,000 <sup>1) 2)</sup>
0 ... 1,000	0 ... 150,000 <sup>1) 2)</sup>
0 ... 1,500	

- 1) Not possible as flush version > 600 bar [10,000 psi]  
 2) Measuring range not possible with CSA approval.

**Pressure ranges, absolute pressure (on request)**

bar abs.	
0 ... 0.25	0 ... 6
0 ... 0.4	0 ... 7
0 ... 0.6	0 ... 10
0 ... 1	0 ... 16
0 ... 1.6	0 ... 20
0 ... 2.5	0 ... 25
0 ... 4	0 ... 40

psi abs.	
0 ... 3.5	0 ... 60
0 ... 5	0 ... 100
0 ... 10	0 ... 150
0 ... 15	0 ... 200
0 ... 20	0 ... 300
0 ... 30	0 ... 500
0 ... 50	

**Pressure ranges, vacuum and +/- measuring range (on request)**

bar		Art. No.
-0.25 ... +0.25	-1 ... 7	
-0.4 ... +0.4	-1 ... 9	
-0.6 ... +0.6	-1 ... 10	
-1 ... 0	-1 ... 15	
-1 ... +0.6	-1 ... 24	
-1 ... 1.5	-1 ... 25	
-1 ... 2.5	-1 ... 39	
-1 ... 3	-1 ... 40	138710 without DL
-1 ... 5		139042 with DL

psi	
-14.5 ... 0	-8 ... +8
-14.5 ... +15	-5 ... +5
-14.5 ... 40	-3 ... +3
-14.5 ... 70	-8 ... 0
-14.5 ... 100	-5 ... 0
-14.5 ... 130	-3 ... 0
-14.5 ... 300	

Other measuring ranges on request.

Further details on: Measuring range		
<b>Overpressure limit</b>		
3 times	< 25 bar	< 360 psi
2 times	> 25 ... ≤ 600 bar	> 360 ... ≤ 8,700 psi
1.5 times	> 600 ... ≤ 1,600 bar	> 8,700 ... ≤ 25,000 psi
1.3 times	> 1,600 ... ≤ 6,000 bar	> 25,000 ... ≤ 85,000 psi
1.1 times	> 6,000 bar	> 85,000 psi
Display	> 110 % FS or -10 % FS	
<b>Vacuum resistance</b>	Yes	

Process connection			
Standard	Thread sizes	Possible measuring ranges	
<b>EN 837</b>	<ul style="list-style-type: none"> <li>■ G ¼ B (optional)</li> <li>■ G ½ B</li> <li>■ G ¾ B (optional)</li> <li>■ G ¼ female thread (optional)</li> </ul>	≤ 1,000 bar [≤ 15,000 psi]	
	G ½ B flush with O-ring (NBR) (opt.)	2.5 ... 60 bar [60 ... 6,000 psi]	
	G 1 B flush with O-ring (NBR) (opt.)	0.4 ... 16 bar [16 ... 200 psi]	
<b>ANSI/ASME B1.20.1</b>	<ul style="list-style-type: none"> <li>■ ½ NPT (optional)</li> <li>■ ¼ NPT (optional)</li> <li>■ ½ NPT female thread (optional)</li> <li>■ ¼ NPT female thread (optional)</li> <li>■ ½ NPT male thread (optional)</li> </ul>	≤ 1,000 bar [≤ 15,000 psi]	
	<b>DIN 16288</b>	M20 x 1.5 (optional)	≤ 1,000 bar [≤ 15,000 psi]
	<b>ISO 7 (DIN 2999)</b>	R ½ (optional)	≤ 1,000 bar [≤ 15,000 psi]
	<b>DIN EN ISO 1179-2</b>	G ½ male on G 1/8 female (optional)	≤ 400 bar [≤ 5,800 psi]
	-	<ul style="list-style-type: none"> <li>M16 x 1.5 female, with sealing cone (opt.)</li> <li>■ M20 x 1.5 female, with sealing cone (optional)</li> <li>■ 9/16-18 UNF female F 250-C (opt.)</li> </ul>	≥ 1,600 bar [≥ 20,000 psi] 1,600 ... 7,000 bar [20,000 ... 100,000 psi]

Further details on: Process connection		
<b>Process connection adapter 1)</b>	<ul style="list-style-type: none"> <li>■ Without</li> <li>■ G ½ to ¼ NPT (optional)</li> <li>■ G ½ to ½ NPT (optional)</li> </ul>	
<b>Sealing</b>	<ul style="list-style-type: none"> <li>■ NBR</li> <li>■ EPDM</li> </ul>	
<b>Other versions</b>		
Oil- and grease-free	Per G93:2019 level D (< 220 mg/m <sup>2</sup> )	
Oxygen, oil- and grease-free	<ul style="list-style-type: none"> <li>■ Per G93:2019 level D (&lt; 220 mg/m<sup>2</sup>)</li> <li>■ Particle &lt; 1,000 µm</li> </ul>	
<b>Material</b>		
Case	Aluminium die-casting, nickel-plated	
Housing protection cap (included in delivery)	Silikon KCC 6580 + PEM HTV	
Wetted parts	Stainless steel 316	<ul style="list-style-type: none"> <li>■ ≤ 1,000 bar [≤ 15,000 psi]</li> <li>■ -1 ... &lt; 40 bar [-14.5 ... &lt; 500 psi]</li> </ul>
	Stainless steel 1.4534	> 1,000 bar [>15,000 psi]
	Stainless steel 316 + Elgiloy® cell 2.4711	> 40 bar ... ≤ 1,000 bar [> 500 ... ≤ 15,000 psi]
Internal pressure transmission medium	Synthetic oil	With measuring ranges up to ≤ 25 bar [≤ 360 psi]
	Halocarbon oil	For oxygen version

1) Only possible for thread size G ½ B.

→ For drawings of process connections, see page process connections.

Output signal		
<b>Communication</b>		
Interface	Bluetooth® 1)	For Low Energy version 4.0
		For Classic version 2.1

1) Requires a PC with at least Bluetooth® 2.1 interface  
 Bluetooth® Low Energy (= LE) is required to communicate with an iOS-enabled mobile device via the myWIKa device smartphone app.  
 Communication with iOS-enabled devices is supported up to and including iOS version 15.

Radio standard		
<b>Bluetooth® 1)</b>		
Version	Bluetooth® Low Energy 4.0	
	Bluetooth® Classic 2.1	
Frequency range	2,400 ... 2,500 MHz	
HF output power	Max. 2 dBm (+ 2 dBi)	
Number of channels	Classic	79
	Low Energy	40
Channel spacing	Classic	1 MHz
	Low Energy	2 MHz
Bandwidth	1 or 2 MHz	
Max. output power	4 dBm / 10 mW	

1) Requires a PC with at least Bluetooth® 2.1 interface  
 Bluetooth® Low Energy (= LE) is required to communicate with an iOS-enabled mobile device via the myWIKa device smartphone app.  
 Communication with iOS-enabled devices is supported up to and including iOS version 15.




Voltage supply and performance data	
<b>Battery</b>	3 x 1.5 V AA alkaline batteries 1)
<b>Maximum voltage</b>	DC 4.95 V
<b>Battery life</b>	Typically 2,000 ... 2,500 h (without backlighting and with Bluetooth® not active)

1) For hazardous areas, only approved models are permitted. These are listed separately in the operating instructions and in the additional information.




Operating conditions	
<b>Medium temperature range</b>	-10 ... +50 °C [14 ... 122 °F] Lower temperature limit above the freezing point of the medium
<b>Operating temperature</b>	-10 ... +50 °C [14 ... 122 °F]
<b>Storage temperature range</b>	-20 ... +70 °C [-4 ... +158 °F]
<b>Relative humidity, condensation</b>	< 95 % r. h. (non-condensing)
<b>Permissible media</b>	All liquids and gases which are compatible with 316 stainless steel




## Approvals

Logo	Description	Region
	<b>EU declaration of conformity</b> EMC directive EN 61326 emission (group 1, class B) and immunity (industrial environment) Pressure equipment directive PS > 200 bar, module A, pressure accessory RED - radio equipment directive EN 300 328 harmonised frequency range 2,400 ... 2,500 MHz is used; Bluetooth® Classic, max. transmission power 10 mW. The instrument may be used without restrictions in the EU and in the countries of the EFTA. RoHS directive	European Union
	<b>Radio Law Japan</b> Radio approval	Japan
	<b>Federal Communications Commission (FCC) for US</b> Radio approval	USA
-	<b>Innovation, Science and Economic Development (ISED) for Canada</b> Radio approval	Canada

## Optional approvals

Logo	Description	Region
	<b>EU declaration of conformity</b> ATEX directive Hazardous areas Ex i Zone 0 gas II 1G Ex ia IIC T4 Ga Zone 1 connection to zone 0 gas II 1/2G Ex ia IIC T4 Ga/Gb Zone 1 gas II 2G Ex ia IIC T4 Gb T4 at -10 ... +50 °C	European Union
	<b>IECEX (option)</b> Hazardous areas Ex i Zone 0 gas Ex ia IIC T4 Ga Zone 1 connection to zone 0 gas Ex ia IIC T4 Ga/Gb Zone 1 gas Ex ia IIC T4 Gb Zone 2 gas Ex ia IIC T4 Gc T4 at -10 ... +50 °C	International
	<b>CSA (only up to 6,000 bar [85,000 psi])</b> Safety (e.g. electr. safety, overpressure, ...) Class - 3631 06 - Electrical measurement and inspection equipment Class - 3631 86 - Electrical equipment for measurement - certified according to US standards <b>Hazardous areas</b> Class - 2258 04 - PROCESS CONTROL EQUIPMENT - Intrinsically-safe, Entity - hazardous area Ex i Class I, Zone 0 Ex ia IIC T4 Ga Class I, Division 1, Groups A, B, C and D T4 T4 at -10 ... +50 °C Class - 2258 84 - PROCESS CONTROL EQUIPMENT - Intrinsically-safe, Entity - hazardous area - certified in accordance with US standards AEx i Class I, Zone 0 AEx ia IIC T4 Ga Class I, Division 1, Groups A, B, C and D T4 T4 at -10 ... +50 °C	USA and Canada

Logo	Description	Region
	<b>EAC</b> ■ EMC directive ■ Hazardous areas Ex i Zone 0 gas Zone 1 connection to zone 0 gas Zone 1 gas	Eurasian Economic Community
-	<b>MChS</b> Permission for commissioning	Kazakhstan
-	<b>PAC Ukraine</b> Metrology, measurement technology	Ukraine
-	<b>CRN</b> Safety (e.g. electr. safety, overpressure, ...)	Canada

## Certificates

Certificate	
<b>Calibration</b> <sup>1)</sup>	■ 3.1 inspection certificate per EN 10204 (factory calibration) ■ DAkkS calibration certificate (traceable and accredited in accordance with ISO/IEC 17025) (optional)
<b>Recommended calibration interval</b>	1 year (dependent on conditions of use)

1) Calibrated in vertical mounting position with process connection facing downwards

## Patents, property rights

Patent number	Description
<b>US D 803.082 S</b>	Design patent

→ For approvals and certificates, see website or on request

## Safety-related characteristic values (Ex)

### Permissible temperature ranges

Parameters	
Ambient temperature range ( $T_a$ )	$-10 \leq T_a \leq +50 \text{ °C}$
Max. medium temperature range ( $T_m$ )	$-10 \leq T_m \leq +50 \text{ °C}$

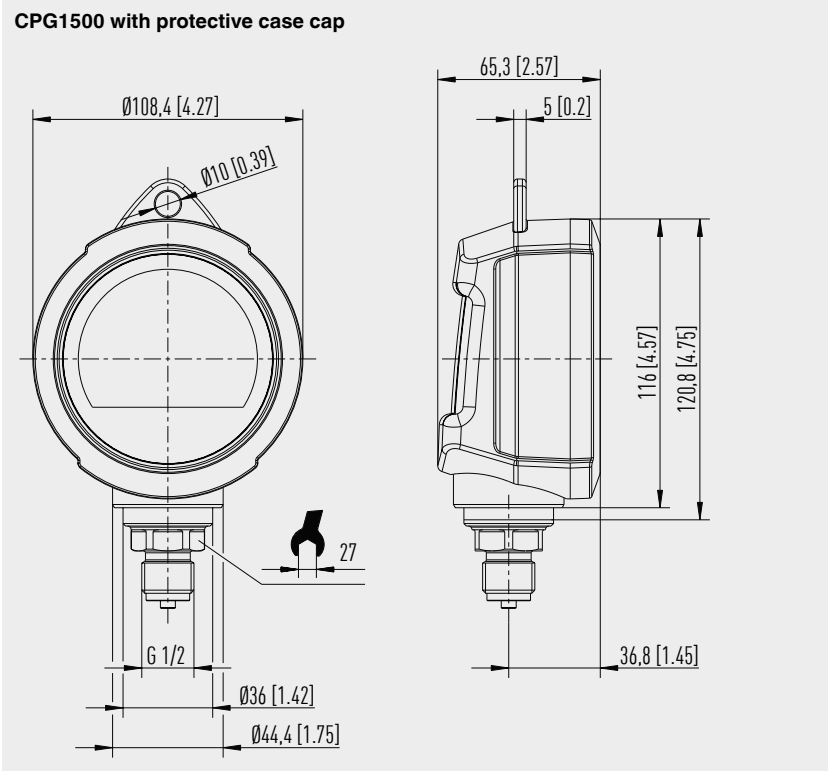
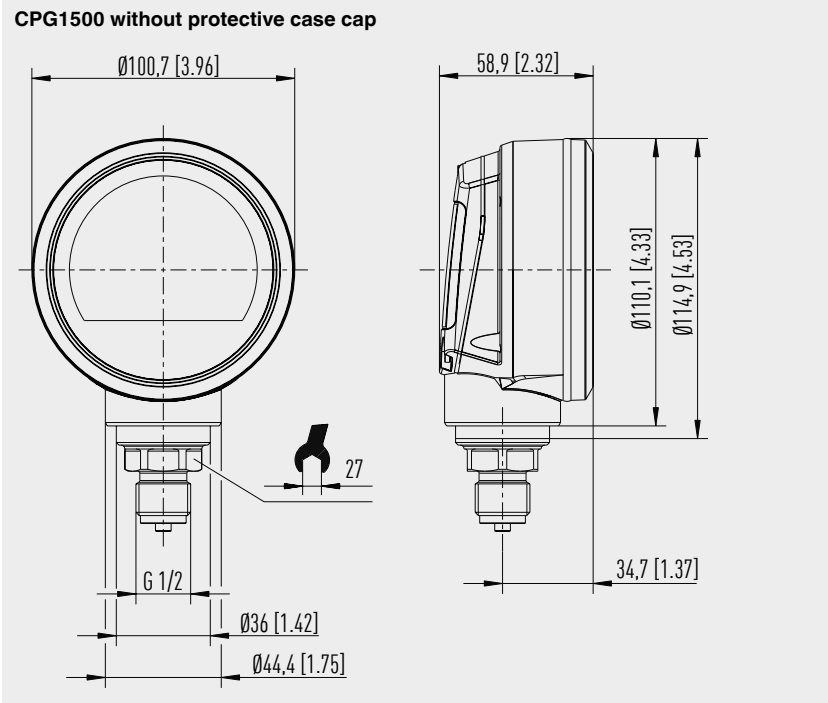
### Battery supply (optional)

Parameters	
Rated voltage (3 x AA batteries)	DC 4.5 V
Max. voltage (sparking)	DC 4.95 V

### High-frequency output with Bluetooth®

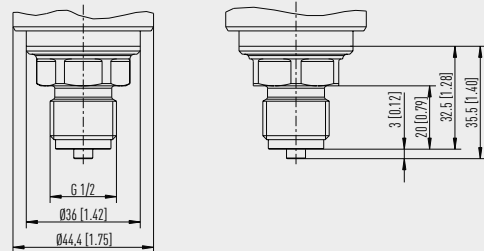
Parameters	
Output frequency	2,400 ... 2,500 MHz
Nominal output power	10 mW
Max. output power (under fault conditions for "ia")	490 mW

**Dimensions in mm [in]**

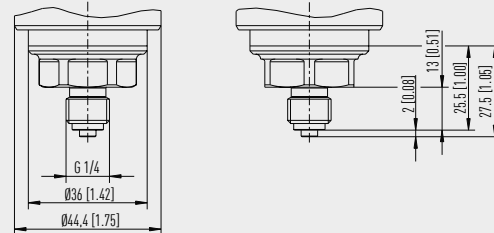


## Process connections

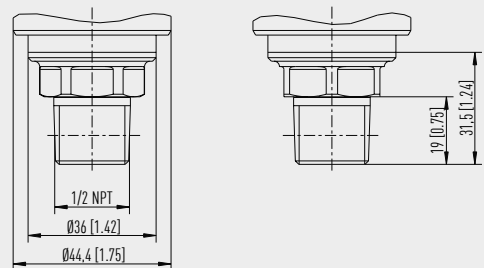
**Threaded connection G 1/2**



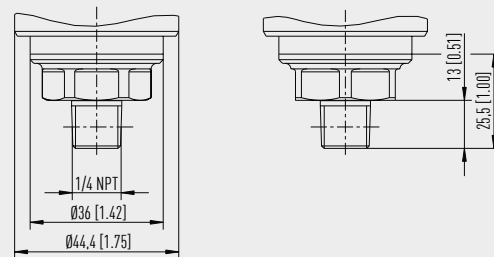
**Threaded connection G 1/4**



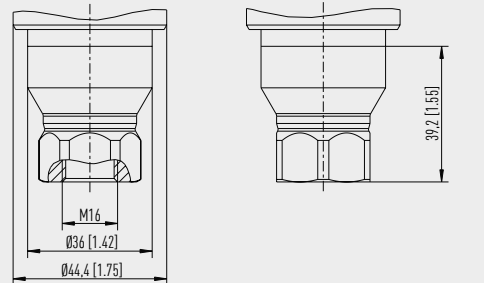
**Threaded connection 1/2 NPT**



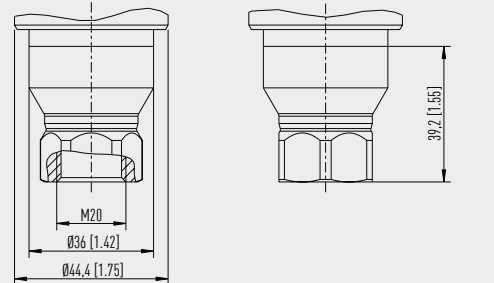
**Threaded connection 1/4 NPT**



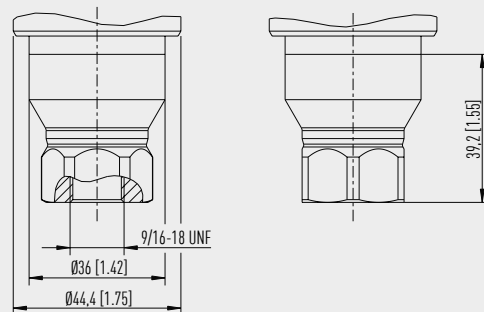
**Threaded connection M16**



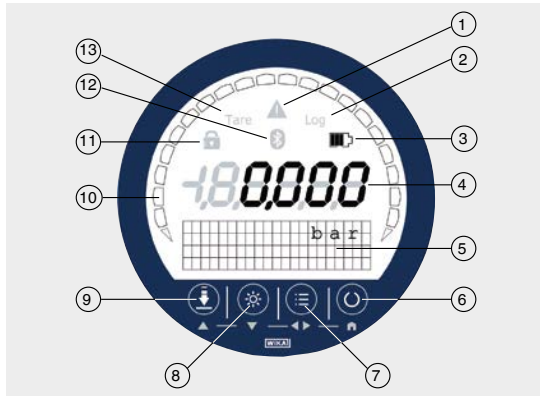
**Threaded connection M20**



**Threaded connection 9/16 - 18 UNF**



## Front foil



### ① Warning notice for:

- Exceeding or dropping below the pressure range
- Exceeding or dropping below the temperature range
- Logger memory is more than 90 % full
- Instrument error or battery status < 10 %

### ② Log

Logger function active/inactive

### ③ Battery status

### ④ Pressure indication

### ⑤ Matrix field

Serves as menu and secondary display

### ⑥ On/Off button

### ⑦ MENU button

Calling up the menu

### ⑧ LIGHT button

Turning the backlighting on and off

### ⑨ ZERO button

The current pressure value will be set to "0" (gauge) or reference pressure (abs.)

### ⑩ Bar graph

Indicates the current pressure graphically

### ⑪ Lock symbol

Menu button or ZERO button locked/unlocked

### ⑫ Bluetooth® symbol

Bluetooth® active/inactive

### ⑬ Tare

TARE active/inactive

## App "myWIKA device" (Requirement: data logger integrated in the device)



Via the app "myWIKA device" and the Bluetooth® connection, the CPG1500 can be configured for calibration and logging tasks in a convenient way through a mobile phone. During the pressure measurement, the value is displayed in the required unit directly on the phone.

Moreover, further parameters like temperature and rate of change of pressure can be monitored. It is also possible to retrieve more detailed

instrument information directly from the WIKA website. In addition, the app allows configuration, control and saving of log procedures.

Logs that were saved on the mobile phone can be transferred to a PC and be read by WIKA-Cal. This enables them to be processed further and the app forms the final part of a complete solution for handling data from the CPG1500.

In the basic setting of the CPG1500, a distinction can be made between the communication types of Bluetooth® Classic alone or Bluetooth® Classic and Bluetooth® Low Energy (= LE).

Bluetooth® Low Energy (= LE) is required to communicate with an iOS-capable mobile phone or tablet via the myWIKA device smartphone app.

To connect to a PC or an Android-enabled device, it is recommended to choose Bluetooth Classic.



For iOS-based mobile phones, the app is available in the Apple Store under the link below.

[Download here](#)



For mobile phones with an Android operating system, the app is available in the Play Store under the link below.

[Download here](#)



NOTE: The app cannot be used in conjunction with the digital pressure gauge CPG1500 type until further notice.

## WIKA-Cal calibration software

(Requirement: data logger integrated in the device)

### Easy and fast creation of a high-quality calibration certificate

The WIKA-Cal calibration software is used for generating calibration certificates or logger protocols for pressure measuring instruments and is available as a demo version for a cost-free download.

To switch from the demo version to a licenced version, a USB dongle with a valid licence must be purchased.

The preinstalled demo version changes automatically to the selected version when plugging in the USB dongle and remains available as long as the USB dongle is connected to the PC.



- The user is guided through the calibration or logger process
- Management of calibration data and instrument data
- Intelligent preselection via SQL database
- Menu languages: German, English, Italian, French, Dutch, Polish, Portuguese, Romanian, Spanish, Swedish, Russian, Greek, Japanese, Chinese  
More languages are due with software updates
- Customer-specific complete solutions possible
- Maximum degree of automation in connection with our CPx series

The supported instruments are continuously expanded and even customer-specific adaptations are possible.

For further information, see operating instructions.

### There are two licences available for WIKA-Cal in conjunction with a precision pressure measuring instrument of the CPx series

The WIKA-Cal calibration software is available both for reading the logger data stored in the precision digital pressure gauge as well as for online calibrations together with a PC. The scope of software functions depends on the selected licence. Several licences can be combined on one USB dongle.

Cal-Template (demo version)	Cal-Template (light version)	Log-Template (full version)
Fully automatic calibration	Semi-automatic calibration	<ul style="list-style-type: none"> <li>■ Live measured value recording for a certain period of time with selectable interval, duration and start time</li> <li>■ Readout of the integrated data logger of the precision digital pressure gauge</li> <li>■ Creation of logger protocols with graphic and/or tabular representation of the measuring results in PDF format</li> <li>■ Possibility of exporting measuring results as CSV file</li> </ul>
Limitation to two measuring points	No limitation of the measuring points approached	
<ul style="list-style-type: none"> <li>■ Creation of 3.1 inspection certificates per DIN EN 10204</li> <li>■ Calibration data can be exported to Excel® template or XML file</li> <li>■ Calibration of pressure measuring instruments</li> </ul>		
<b>Single licence:</b>		
Is available for a cost-free download		

## WIKA-DCS configuration software

(Requirement: data logger integrated in the device)

As a supplement to the model CPG1200 and CPG1500 digital pressure gauges, in addition to the WIKI-Cal calibration software, the WIKI-DCS configuration software is also available.

With the help of the software, the instruments can be easily configured, either via the USB or Bluetooth® connection. The configuration includes, for example, setting the indication unit, displaying the temperature, min./max values and other menu settings.

The software also enables the configuration, control and storage of logger operations.

- Configuring the instrument
- Configuring logger sequences with the CPG1200/CPG1500
- Carrying out logger sequences with the CPG1200/CPG1500
- Downloading log files from the CPG1200/CPG1500
- Download the logger protocols as a CSV file
- Menu languages: German, English, French and Spanish



### Minimum system requirements

<b>Processor</b>	Intel® Pentium® 4 or AMD Athlon® 64
<b>Software</b>	<ul style="list-style-type: none"> <li>■ Microsoft® Windows® XP with Service Pack 3</li> <li>■ Windows® 7 with Service Pack 1</li> <li>■ Windows® 8</li> <li>■ Windows® 10</li> </ul>
<b>Storage</b>	1 GB RAM and 1 GB free hard disc space (no installation possible on portable flash storage media)
<b>Display</b>	1024 x 768 pixel screen resolution (1280 x 800 pixel recommended) with 16-bit colour depth and 256 MB VRAM

Microsoft® and Windows® are registered trademarks of Microsoft Corporation in the United States and other countries.

Bluetooth® is a registered trademark of Bluetooth SIG, Inc..



## Complete test and service cases

The calibration, testing and service cases are individually equipped according to your needs and are available on request.


















Exemplary illustration



Exemplary illustration

## Accessories

Description <sup>1)</sup>		Art. No.
	<b>Protective case cap - Ex-approved</b> For CPG1500 case  <b>Only approved protective case caps may be used in Ex areas!</b> You can find further information on this in the instructions.	139137
	<b>Sealing set</b> Consisting of: <ul style="list-style-type: none"> <li>■ 4 x G 1/2 USIT seals</li> <li>■ 2 x G 1/4 USIT seals</li> <li>■ Plastic box</li> </ul>	on request
-	<b>Dips (Diaphragm Impact Protection System)</b> For M16 x 1.5 Pressure range: 1,600 ... 2,500 bar For M16 x 1.5 Pressure range: > 4,000 bar For M20 x 1.5 Pressure range: 1,600 ... 2,500 bar For M20 x 1.5 Pressure range: > 4,000 bar For 9/16-18 UNF Pressure range: 1,600 ... 2,500 bar For 9/16-18 UNF Pressure range: > 4,000 bar	on request on request on request on request on request on request
	<b>Instrument mounting bracket 90°</b> Material: Aluminium Screws: stainless steel  <b>Not approved in hazardous area for Zone 0!</b> <b>Only approved in hazardous area for Zone 1 and Zone 2!</b>	on request
	<b>Plastic case</b> For 1 x CPG1500 or 1 x CPG1200 for storage and transport. Through inside lying foam inserts also suitable with or without protective housing cap.  <b>The plastic case is not permitted to be used in hazardous areas!</b>	138520
	<b>Plastic case</b> For 3 x CPG1500 for storage and transport  <b>The plastic case is not permitted to be used in hazardous areas!</b>	on request
	<b>Plastic case</b> For 1 x digital pressure gauge, 1 x CPP700-H hydraulic hand test pump  <b>The plastic case is not permitted to be used in hazardous areas!</b>	on request
	For 1 x digital pressure gauge, 1 x CPP7-H or CPP30 pneumatic hand test pump  <b>The plastic case is not permitted to be used in hazardous areas!</b>	on request

Description <sup>1)</sup>		Art. No.
	<b>Bluetooth® USB stick</b>  <b>May not be used in Ex areas!</b>	139151
<p>Enables wireless communication with Bluetooth-enabled CPG1500 type digital pressure gauges.            USB-BT400 – Bluetooth 4.0 USB adapter            Interface: USB 2.0            Frequency: 2.4 – 2.4835GHz</p> <p>Connection/Range: More than 10 meters in free space            OS Support: Windows XP, 7, 8, 10            Dimensions: 19.47 (L) x 16 (W) x 8.1 (H) mm            Weight: 2.2 g</p> <p>Compatible only with digital pressure gauge CPG1500 type.            Please note the radio regulations applicable in your country.</p>		

1) The figures are an example and may change depending on the state of the art in design, material composition and representation

### Scope of delivery

- Precision digital pressure gauge model CPG1500 with housing protection cap
- 3 x 1.5 V AA alkaline batteries
- Operating instructions
- Calibration certificate



**Precision digital pressure gauge with protective case cap, model CPG1500**

### Ordering information

CPG1500 / Version / Explosion protection / Instrument variant / Unit / Pressure type / Measuring range / Process connection / Wetted parts / Version for specific media / Accuracy / Type of certificate / Communication / Data logger / protective case cap / Software / Carrying case / Further approvals / Additional accessories / Additional ordering information

## Accessories

	<b>Art. No.</b>	<b>Type No.</b>
Plastic case f. 1x digital pressure gauge CPG1200 or CPG1500	138520	K.CPG
Bluetooth® USB stick for digital pressure gauge type CPG1500	139151	USBS.CPG1500

## Spareparts

	<b>Art. No.</b>	<b>Type No.</b>
Protective housing cap for digital pressure gauge CPG1500	139137	SK.CPG1500.EX