

Filter regulator

»SYNTESI« series

PLUS

Art. No. 142762

Type No. 5625B465



Exemplary illustration

Filter regulators based on the »SYNTESI« series filters and regulators, combining their performance and advantages.

- Condensate drains RMSA semi-automatic or RA fully automatic. SAC fully automatic on request.
- Degree of filtration 20 µm (sufficient for most applications) or 5 µm. 50 µm on request.
- Regulator with rolling diaphragm with maximum precision and flow rate as well as minimal friction.
- Compensation of upstream pressure changes.

The RA drain discharges condensate from the container automatically whenever necessary, regardless of the pressure level. The SAC tap drains the condensate only as the result of sudden changes in compressed air requests.

The adjustment knob is the push-lock type with the additional possibility to secure with padlocks. There is a port on the front and back (G 1/8 for size 1 and G 1/4 for size 2) which can be used for pressure gauges, pressure switches or, taking into account the high flow rates, as an additional air outlet.

Pressure gauge not included in delivery!

Technical data

| | |
|---|---|
| Series | Syntesi |
| Size | 2 |
| Max. input pressure | 10 bar |
| Temperature range | -10 to 50 °C |
| Control range | 0 - 10 bar |
| Input | G 3/4 |
| Output | G 3/4 |
| Front and back port thread | G 1/4 |
| Flow rate measurement 1 | at $P_1 = 10$ bar, $P_2 = 6.3$ bar and pressure drop $\Delta_p = 0.5$ bar |
| Flow rate 1 | 5200 NI/min |
| Flow rate measurement 2 | at $P_1 = 10$ bar, $P_2 = 6.3$ bar and pressure drop $\Delta_p = 1$ bar |
| Flow rate 2 | 7400 NI/min |
| Filter rating | 5 μ m |
| Condensate drain | RA fully automatic |
| Output air purity class according to ISO 8573-1 | 3.7.4 |
| Medium | Compressed air or other neutral gases |
| Housing | Technopolymer |
| Sealant | NBR |
| Diaphragms | NBR 60 Shore (hardness) with polyester fabric insert |
| Bowl | Technopolymer |
| Spring bonnet | Technopolymer |
| A | 60.5 mm |
| A1 | 95.0 mm |
| B | 250.0 mm |
| N | 143.8 mm |

Commercial data

| | |
|-------------------------|----------------|
| Customs tariff number | 84811005 |
| Country of origin | IT |
| eCl@ss 5.1.4 | 27292901 |
| eCl@ss 9.0 | 27292990 |
| UNSPSC_Code_v190501 | 27131603 |
| UNSPSC_CodeDesc_v190501 | Air regulators |

SYNTESI® FILTER-REGULATOR

This device combines in a single unit the functions of filtration, condensate separation and pressure regulation.

It is made up of the same elements forming the filter and the regulator, so the performance and advantages are the same:

- Separation of condensate and larger liquid and solid particles by centrifugation.
- Three condensate drain options (RMSA, RA and SAC).
- 360° visually inspection of the condensate level, via transport spy-holes.
- Rolling diaphragm regulator, allowing maximum precision and flow rate, and minimal friction.
- Compensation for upstream pressure changes.
- Pressure relief valve.
- Quick downstream pressure relief.
- Padlockable push-lock knob.
- Front and rear ports for pressure gauges, pressure switches or, considering the high flow rate, for use as additional filtered and regulated air take-off.



UNITS

Syntesi® FILTER-REGULATOR

| TECHNICAL DATA | FR SY1 | | | FR SY2 | | | |
|--|--|------|------|----------------------|------|------|-----|
| | 1/8" | 1/4" | 3/8" | 3/8" | 1/2" | 3/4" | 1" |
| Threaded port | 5 (yellow) - output air purity class ISO8573-1: 3.7.4 | | | | | | |
| Degree of filtration | 20 (white) - output air purity class ISO8573-1: 4.7.4 | | | | | | |
| | 50 (blue) - output air purity class ISO8573-1: 5.7.4 | | | | | | |
| Max. inlet pressure | bar | | | bar | | | |
| | 15 | | | 13 | | | |
| | MPa | | | MPa | | | |
| | 1.5 | | | 1.3 | | | |
| | psi | | | psi | | | |
| | 217 | | | 188 | | | |
| Flow rate at 6.3 bar (0.63 MPa; 91 psi) ΔP 0.5 bar (0.05 MPa; 7 psi) | 500 | 800 | 2200 | 3200 | 4300 | 5200 | |
| (inlet pressure 10 bar) | 18 | 28 | 78 | 113 | 152 | 184 | |
| Flow rate at 6.3 bar (0.63 MPa; 91 psi) ΔP 1 bar (0.1 MPa; 14 psi) | 1300 | 2000 | 3000 | 5800 | 7200 | 7400 | |
| (inlet pressure 10 bar) | 46 | 71 | 106 | 205 | 255 | 262 | |
| Relief valve flow rate at 6.3 bar (0.63 MPa; 91 psi) | NL/min | | | NL/min | | | |
| | 70 | | | 100 | | | |
| | scfm | | | scfm | | | |
| | 2.5 | | | 3.5 | | | |
| Min/max temperature at 10 bar; 1 MPa; 145 psi | °C | | | °C | | | |
| | From -10 to +50 | | | From -10 to +50 | | | |
| Full outflow with zero inlet pressure | Included | | | | | | |
| Padlockable knob | Included | | | | | | |
| Upstream pressure compensation | Included, via balanced valve | | | | | | |
| Weight | 244 | 239 | 230 | 623 | 596 | 592 | 580 |
| Fluid | Compressed air or other inert gases | | | | | | |
| Mounting position | Vertical | | | | | | |
| Additional air take-off, for pressure gauges or fittings | 1/8", front and rear | | | 1/4", front and rear | | | |
| Additional air take-off flow rate at 6.3 bar | 500 | | | 1400 | | | |
| (0.63 MPa; 91 psi) ΔP 1 bar (0.1 MPa; 14 psi) | 18 | | | 50 | | | |
| Bowl capacity | cm ³ | | | cm ³ | | | |
| | 30 | | | 70 | | | |
| Condensate drain | RMSA: drain with manual condensate discharge and automatic discharge at zero pressure | | | | | | |
| | RA: automatic drain with condensate discharge, independent of pressure and flow rate. | | | | | | |
| | Version conveys the draining by inserting the pipe having internal diameter 6 mm in the lower port. | | | | | | |
| | SAC: automatic drain with condensate discharge. Operates by pressure drop – requires variable air take-offs. | | | | | | |
| | Note: the maximum input pressure for the RA version must not exceed 10 bar | | | | | | |
| | No. 2 M4 screws | | | No. 2 M5 screws | | | |
| Wall fixing screws | | | | | | | |
| Notes on use | The pressure must always be set upwards. For increased sensitivity, use a pressure regulator with a rated pressure as close as possible to the required value. | | | | | | |
| | On request version without overpressure exhaust. | | | | | | |



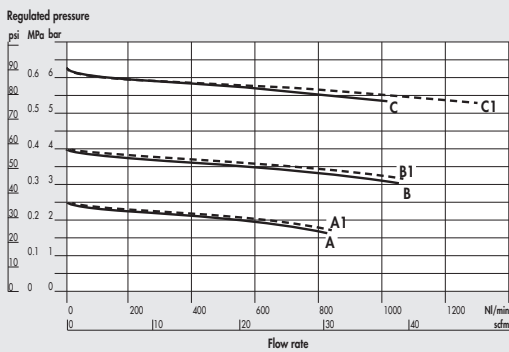
COMPONENTS

- ① Technopolymer adjusting knob
- ② Technopolymer bell
- ③ Steel adjusting spring (with Geomet® treatment for anti-corrosion version)
- ④ Technopolymer flange
- ⑤ Rolling diaphragm
- ⑥ IN/OUT bushing made of OT58 nickel-plated brass or passivated aluminium for 3/4" - 1"
- ⑦ Technopolymer body
- ⑧ OT58 brass valve, with NBR vulcanized gasket
- ⑨ Clear technopolymer bowl
- ⑩ Zinc-plated steel plate for knob locking (stainless steel for anti-corrosion version)
- ⑪ OT58 brass adjusting screw
- ⑫ Technopolymer ring nut
- ⑬ Technopolymer plate
- ⑭ Technopolymer rod
- ⑮ Stainless steel valve spring
- ⑯ O-ring NBR gaskets
- ⑰ Drain (RMSA)
- ⑱ Sintered HDPE filter cartridge
- ⑲ Technopolymer screen



FLOW CHARTS

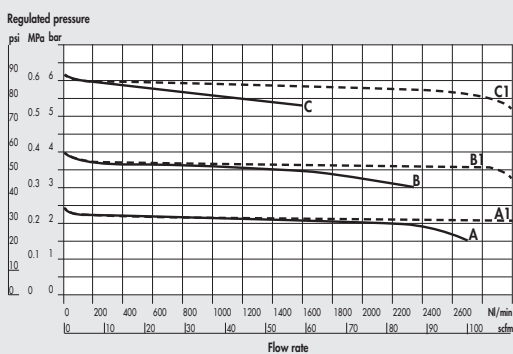
FR Syntesi® SY1 1/8"



FR Syntesi® SY1 1/4"



FR Syntesi® SY1 3/8"



FR Syntesi® SY2 3/8"



A = P In 7 bar - P Out 2.5 bar
B = P In 7 bar - P Out 4 bar

C = P In 7 bar - P Out 6.3 bar
A1 = P In 10 bar - P Out 2.5 bar

B1 = P In 10 bar - P Out 4 bar
C1 = P In 10 bar - P Out 6.3 bar

UNITS

Syntesi® FILTER-REGULATOR

FR Syntesi[®] SY2 1/2"



FR Syntesi[®] SY2 3/4" - 1"



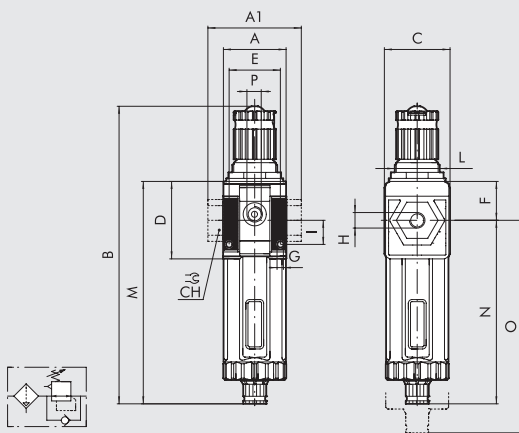
A = P In 7 bar - P Out 2.5 bar
B = P In 7 bar - P Out 4 bar

C = P In 7 bar - P Out 6.3 bar
A1 = P In 10 bar - P Out 2.5 bar

B1 = P In 10 bar - P Out 4 bar
C1 = P In 10 bar - P Out 6.3 bar

UNITS

DIMENSIONS



| | SIZE 1 | | | SIZE 2 | | | |
|---|--------|--------------------|--------|--------|--------------------|------|----|
| | 1/8" | 1/4" | 3/8" | 3/8" | 1/2" | 3/4" | 1" |
| H (threaded port) | 1/8" | 1/4" | 3/8" | 3/8" | 1/2" | 3/4" | 1" |
| A | | 42 | | | 60.5 | | |
| A1 | - | - | 44 | - | - | 95 | 95 |
| B | | | 198 | | | 246 | |
| | | | RMSA | | | | |
| | | | RA/SAC | | | 250 | |
| C | | | 44 | | | 61 | |
| CH | | | - | - | 32 | 36 | |
| D | | 51.5 | | | 70.5 | | |
| E | | 33.5 | | | 47.5 | | |
| F | | 25.8 | | | 38.2 | | |
| G | | Hole for M4 screws | | | Hole for M5 screws | | |
| I | | 16 | | | 22.5 | | |
| L | | M30x1.5 | | | M38x2 | | |
| M | | RMSA | 148 | | 178 | | |
| | | RA/SAC | 152 | | 182 | | |
| N | | RMSA | 122.2 | | 139.8 | | |
| | | RA/SAC | 126.2 | | 143.8 | | |
| O | | RMSA | 202 | | 245 | | |
| | | RA/SAC | 206 | | 249 | | |
| P (pressure gauge port or additional air takes-off) | | 1/8" | | | 1/4" | | |

NOTES

PURCHASE ORDER CODES HAVING A MORE FREQUENT USE

N.B. Besides the below mentioned codes, you can order elements composed at your will according to the key to codes.

| Code | Description | Code | Description | NOTE |
|--------------------------------------|-------------------------------------|--------------------------------------|-------------------------------------|--|
| FILTER-REGULATOR Syntesis SY1 | | FILTER-REGULATOR Syntesis SY2 | | |
| 5610B140 | FR SY1 5 08 RMSA without bushings | 5620B140 | FR SY2 5 08 RMSA without bushings | Anti-corrosion version |
| 5610B240 | FR SY1 20 08 RMSA without bushings | 5620B240 | FR SY2 20 08 RMSA without bushings | 5X_----- |
| 5610B440 | FR SY1 5 08 RA without bushings | 5620B440 | FR SY2 5 08 RA without bushings | Example |
| 5610B540 | FR SY1 20 08 RA without bushings | 5620B540 | FR SY2 20 08 RA without bushings | 5X11B141 FR SY1 1/8 5 08 RMSA anti-corrosion |
| 5610B160 | FR SY1 5 012 RMSA without bushings | 5620B160 | FR SY2 5 012 RMSA without bushings | |
| 5610B260 | FR SY1 20 012 RMSA without bushings | 5620B260 | FR SY2 20 012 RMSA without bushings | |
| 5610B460 | FR SY1 5 012 RA without bushings | 5620B460 | FR SY2 5 012 RA without bushings | |
| 5610B560 | FR SY1 20 012 RA without bushings | 5620B560 | FR SY2 20 012 RA without bushings | |
| 5611B141 | FR SY1 1/8 5 08 RMSA | 5623B143 | FR SY2 3/8 5 08 RMSA | |
| 5611B241 | FR SY1 1/8 20 08 RMSA | 5623B243 | FR SY2 3/8 20 08 RMSA | |
| 5611B441 | FR SY1 1/8 5 08 RA | 5623B443 | FR SY2 3/8 5 08 RA | |
| 5611B541 | FR SY1 1/8 20 08 RA | 5623B543 | FR SY2 3/8 20 08 RA | |
| 5611B161 | FR SY1 1/8 5 012 RMSA | 5623B163 | FR SY2 3/8 5 012 RMSA | |
| 5611B261 | FR SY1 1/8 20 012 RMSA | 5623B263 | FR SY2 3/8 20 012 RMSA | |
| 5611B461 | FR SY1 1/8 5 012 RA | 5623B463 | FR SY2 3/8 5 012 RA | |
| 5611B561 | FR SY1 1/8 20 012 RA | 5623B563 | FR SY2 3/8 20 012 RA | |
| 5612B142 | FR SY1 1/4 5 08 RMSA | 5624B144 | FR SY2 1/2 5 08 RMSA | |
| 5612B242 | FR SY1 1/4 20 08 RMSA | 5624B244 | FR SY2 1/2 20 08 RMSA | |
| 5612B442 | FR SY1 1/4 5 08 RA | 5624B444 | FR SY2 1/2 5 08 RA | |
| 5612B542 | FR SY1 1/4 20 08 RA | 5624B544 | FR SY2 1/2 20 08 RA | |
| 5612B162 | FR SY1 1/4 5 012 RMSA | 5624B164 | FR SY2 1/2 5 012 RMSA | |
| 5612B262 | FR SY1 1/4 20 012 RMSA | 5624B264 | FR SY2 1/2 20 012 RMSA | |
| 5612B462 | FR SY1 1/4 5 012 RA | 5624B464 | FR SY2 1/2 5 012 RA | |
| 5612B562 | FR SY1 1/4 20 012 RA | 5624B564 | FR SY2 1/2 20 012 RA | |
| 5613B143 | FR SY1 3/8 5 08 RMSA | 5625B145 | FR SY2 3/4 5 08 RMSA | |
| 5613B243 | FR SY1 3/8 20 08 RMSA | 5625B245 | FR SY2 3/4 20 08 RMSA | |
| 5613B443 | FR SY1 3/8 5 08 RA | 5625B445 | FR SY2 3/4 5 08 RA | |
| 5613B543 | FR SY1 3/8 20 08 RA | 5625B545 | FR SY2 3/4 20 08 RA | |
| 5613B163 | FR SY1 3/8 5 012 RMSA | 5625B165 | FR SY2 3/4 5 012 RMSA | |
| 5613B263 | FR SY1 3/8 20 012 RMSA | 5625B265 | FR SY2 3/4 20 012 RMSA | |
| 5613B463 | FR SY1 3/8 5 012 RA | 5625B465 | FR SY2 3/4 5 012 RA | |
| 5613B563 | FR SY1 3/8 20 012 RA | 5625B565 | FR SY2 3/4 20 012 RA | |
| | | 5626B146 | FR SY2 1 5 08 RMSA | |
| | | 5626B246 | FR SY2 1 20 08 RMSA | |
| | | 5626B446 | FR SY2 1 5 08 RA | |
| | | 5626B546 | FR SY2 1 20 08 RA | |
| | | 5626B166 | FR SY2 1 5 012 RMSA | |
| | | 5626B266 | FR SY2 1 20 012 RMSA | |
| | | 5626B466 | FR SY2 1 5 012 RA | |
| | | 5626B566 | FR SY2 1 20 012 RA | |

NOTES

UNITS

Syntesis® FILTER-REGULATOR

GENERAL TECHNICAL DATA SYNTESI®

Syntesi® is an important milestone achieved by Metal Work, the result of thirty years' experience producing air-treatment units. It has been studied in minute detail to obtain the best possible performance in a reduced space and with limited weight. The capacity is much higher than that of other units of the same size.

This modular unit features a very simple yet effective system that requires no brackets, stay bolts or yoke for assembling the elements.

The basic version of Syntesi® incorporates numerous functions that are not provided or are only optional with traditional units. Examples are padlockable knobs, additional pneumatic ports on the front and back, flow options from left to right or vice versa, regulators with compensation system - which are accurate even when the upstream pressure changes, with rapid downstream pressure relief - full indelible marking, automatic condensate drain even in size 1, and 360° visual inspection of oil and condensate levels. The basic materials, technopolymer and nickel-plated brass have excellent corrosion resistance. An anti-corrosion version is available with stainless steel components (screws, plates) or Geomet®-treated ones (regulator springs).



UNITS

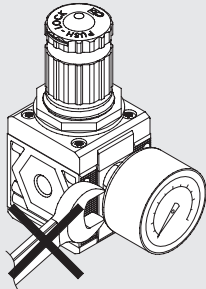
GENERAL TECHNICAL DATA Syntesi®

| TECHNICAL DATA | SIZE 1 | | | SIZE 2 | | | |
|--|--|------|------|--------------------------------------|------|------|----|
| | 1/8" | 1/4" | 3/8" | 3/8" | 1/2" | 3/4" | 1" |
| Threaded port | | | | | | | |
| Max. input pressure | bar | 15 | | | 13 | | |
| | MPa | 1.5 | | | 1.3 | | |
| | psi | 217 | | | 188 | | |
| Flow rate | See catalogue of the various elements | | | | | | |
| Min/max temperature at 10 bar; 1 MPa; 145 psi | °C from -10 to +50 | | | °C from -10 to +50 | | | |
| Padlockable knob | The knobs of the regulators, filter regulators and standard sectioning valves can all be padlocked | | | | | | |
| Fluid | Compressed air or other inert gases | | | | | | |
| Mounting position | See catalogue of the various elements | | | | | | |
| Direction of flow | Flow options right to left or vice versa | | | | | | |
| Additional air take-off, for pressure gauges or fittings | 1/8", front and rear, on all modules | | | 1/4", front and rear, on all modules | | | |
| Wall fixing screws | No. 2 M4 screws | | | No. 2 M5 screws | | | |
| Certification for potentially explosive atmosphere according to ATEX 2014/34/EU rule |  II 3G Ex h IIC T5 Gc -10°C < Ta < 50°C II 3D Ex h IIIC T100 °C Dc | | | | | | |

ANTI-CORROSION VERSION

- Differences compared to the standard version:
- stainless steel screws
 - stainless steel plate for R, FR, V3V knobs
 - Geomet®-treated regulator spring and filter-regulator

FIXING TO FRONT PORTS



Do not use a spanner for fixing taper threaded elements to the front ports. Mount by hand and apply a liquid sealant (not teflon®).

ROTARY BUSHINGS



3/4" and 1" bushings in Size 2 rotate freely to facilitate assembly operations.

LASER MARKING



The following is marked indelibly on the body:

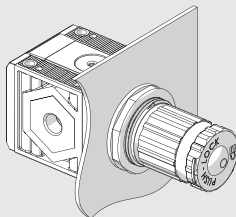
- Metal Work trademark
- Code
- Maximum pressure and temperature
- Degree of filtration or pressure range, where relevant
- Week and year of manufacture
- ATEX category
- Made in Italy

MOUNTING OPTIONS

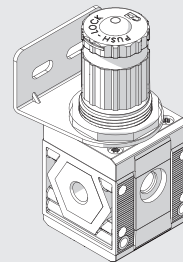
On the wall, using two screws



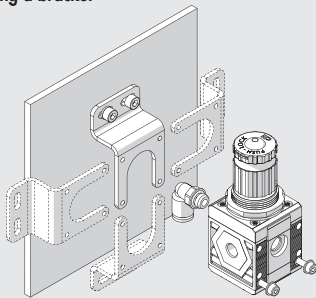
On a panel



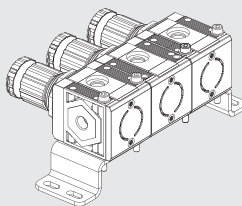
Using knob bracket



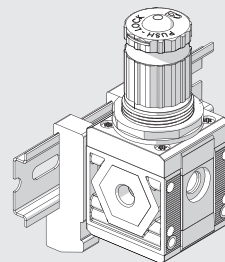
Using a bracket



The bracket can be secured in any position, and the fittings can be mounted on the pressure gauge air intake at the back of the unit.



On a DIN EN50022 bar with the opposite adaptor



MODULARITY AND FLEXIBILITY

UNITS

GENERAL TECHNICAL DATA Syntesi®



The various elements of Syntesi® A can be connected to the air feed and delivery circuit using pneumatic nickel brass or passivated aluminium ports® and can be fixed together using nipples®.

The nipples and ports are easy to remove by unscrewing the two front screws®. This solution has numerous advantages:

- Reduced overall dimensions.
- Free composition of multiple elements, without the need for brackets, stay bolts or yoke.
- The threads for the fittings are metallic, allowing high tightening torques, also for tapered threads.
- Maximum flexibility: a unit can be transformed at any time by adding an element or replacing a port with another one, e.g. 1/4" instead of 1/8".
- The air intake port can be the same or different from the outlet port, as desired.

Standard Syntesi® ports are: 1/8", 1/4", 3/8" for size 1; 3/8", 1/2", 3/4", 1" for size 2.

It may be necessary to use a vice to insert the bushes into size 2.

The nipples have different functions:

- Nipple® joins two elements of the same size together.
- Size adaptor® can be used to connect an element in the Syntesi® 2 series with one in the Syntesi® 1 series.
- The 90° adaptor® can be used to connect two 90° angled elements. For example, it can help directing the regulator knob or the control knob of a sectioning valve towards the user.
- The two-way air intake® is a simple and cost-effective system which, besides connecting two elements together, has 2 opposing threaded air intakes.
- The adaptor for Regtronic® can be used to fix the Regtronic 1/4" proportional valve to a Syntesi® size 1 element.

Additional ports®. On the front and back of ALL Syntesi® elements there is a port (1/8" for size 1, 1/4" for size 2) that can be used for pressure gauges®, pressure switches® or, given the high flow rate, as additional air take-off®. These ports are downstream of the element, so, for example, a regulator port can supply air at a set pressure or a filter port can supply filtered air (not valid for activated carbon filter and depurator).

Wall fixing. Only two through screws® are needed. No bulky brackets or additional flanges are required. The bracket® can be used to separate the unit from the fixing wall, e.g. to mount a fitting to the rear port.

Fixing on a DIN EN50022 bar. Can be done using the bracket kit®.

Regulator fixing bracket®. Regulators and filter-regulators can also be fixed using a steel bracket® that embraces the bell.

Padlockable knob®. The knobs of regulators, filter-regulator and sectioning valves can all be padlocked. The steel plate is included in the supply. You can insert up to two 3 mm diameter padlocks® on size 1 and three padlocks on size 2. As an alternative, the sectioning valve can have a steel plate suitable for a single 6 mm diameter padlock.

Safety valve®. The unit can incorporate a series 70 SAFE AIR® safety valve.

Flowmeter series FLUX 1-2®. The unit can incorporate a series FLUX 1 or FLUX 2 flow meter.

C1

SYNTESI® KEY TO CODES

KEY TO CODES SINGLE ELEMENT

| 56 | 1 | 1 | F | 10 | 1 |
|--|--------------------------|---|---|--------------------------------|---|
| SYNTESI | SIZE | THREADED INPUT CONNECTION | ELEMENT | TYPE | THREADED OUTPUT CONNECTION |
| 56 Syntesi 5X Syntesi anti-corrosion | 1 Size 1 2 Size 2 | 0 Without bushing 1 1/8" port 2 1/4" port 3 3/8" port 0 Without bushing 3 3/8" port 4 1/2" port 5 3/4" port 6 1" port | F Filter D Depurator C Active carbon filter R Pressure regulator B Filter-regulator L Lubricator ● V Shut off valve ▲ A Progressive starter ▲ S Pressure switches P Air take-off | Varies from element to element | 0 Without bushing 1 1/8" port 2 1/4" port 3 3/8" port 0 Without bushing 3 3/8" port 4 1/2" port 5 3/4" port 6 1" port |

- The anti-corrosion version of this element is only available with manual actuation.
- ▲ Not available in the anti-corrosion version.

KEY TO CODES UNIT COMPOSED OF TWO OR THREE ELEMENTS

| 56 | 1 | 1 | V | 10 | B | 24 | L | 10 | 1 |
|--|--------------------------|---|---|--------------------------------|---|--------------------------------|---|--------------------------------|---|
| SYNTESI | SIZE | THREADED INPUT CONNECTION | ELEMENT 1 | TYPE | ELEMENT 2 | TYPE | ELEMENT 3 | TYPE | THREADED OUTPUT CONNECTION |
| 56 Syntesi 5X Syntesi anti-corrosion | 1 Size 1 2 Size 2 | 1 1/8" port 2 1/4" port 3 3/8" port 3 3/8" port 4 1/2" port 5 3/4" port 6 1" port | F Filter D Depurator C Active carbon filter R Pressure regulator B Filter-regulator L Lubricator ● V Shut off valve ▲ A Progressive starter ▲ S Pressure switches P Air Take-off | Varies from element to element | F Filter D Depurator C Active carbon filter R Pressure regulator B Filter-regulator L Lubricator ● V Shut off valve ▲ A Progressive starter ▲ S Pressure switches P Air Take-off | Varies from element to element | F Filter D Depurator C Active carbon filter R Pressure regulator B Filter-regulator L Lubricator ● V Shut off valve ▲ A Progressive starter ▲ S Pressure switches P Air Take-off | Varies from element to element | 1 1/8" port 2 1/4" port 3 3/8" port 3 3/8" port 4 1/2" port 5 3/4" port 6 1" port |

- The anti-corrosion version of this element is only available with manual actuation.
- ▲ Not available in the anti-corrosion version.

UNITS

Syntesi® KEY TO CODES

C1.8

Accessories

| | Art. No. | Type No. |
|--|----------|----------|
| Neck bracket, for size 2, and others | 145469 | 9400701 |
| Mounting bracket, size 2, standard and anti-corr. | 145659 | 9200717X |
| Adapter for DIN rail, size 1 and size 2 | 145660 | 9200718X |
| Pressure gauge, G1/4 rear centric, 0-12 bar, Ø63mm | 145474 | 9900101 |
| Adapter for pressure gauges, G 1/4 ET, G 1/8 IT | 145477 | 9210005 |
| Connecting nipple kit, size 2 | 144696 | 9210010 |
| Connecting element 90°, size 2 | 145503 | 9210019 |
| Size adapter, size 1 - size 2, incl. 4 screws | 145504 | 9210006 |
| Assembly key for bowl, size 2 | 145506 | 9210050 |
| Fastening screw, size 2 | 145508 | 9210031 |
| Padlock | 145509 | 9062401 |
| Bowl, size 2, RMSA semi-automated | 145614 | 9210105 |
| Bowl, size 2, SAC fully automated | 145616 | 9210107 |
| Filter element, size 2, 20 µm | 145623 | 9210156 |
| Filter element, size 2, 50 µm | 145624 | 9210157 |
| Valve poppet for filter regulator, size 2, 20 µm | 145655 | 9210232 |
| Valve poppet for filter regulator, size 2, 50 µm | 145656 | 9210233 |

Spareparts

| | Art. No. | Type No. |
|---|----------|----------|
| Automatic bleeder valve, RA | 145609 | 9000802 |
| Bowl, size 2, RA fully automated | 145615 | 9210106 |
| Filter element, size 2, 5 µm | 145622 | 9210155 |
| Spring, size 2, 0 - 12 bar | 145640 | 9210198 |
| Regulator cap (bell), size 2, 0 - 12 bar | 145648 | 9210223 |
| Threaded port bushing, size 2, G 3/4 | 144693 | 9210013 |
| Valve poppet for filter regulator, size 2, 5 µm | 145654 | 9210231 |