

2/2-way solenoid valve

2/2-way type

Art. No. 148607

Type No. MVA.ES.24V.G18.0-50B



Exemplary illustration

The standard series in the versions

- directly operated

- pilot operated

Cable plug in acc. with ISO 4400

Medium temperature max. 160 °C

Technical data

Housing	Stainless steel 1.4401
Valve seat	Stainless steel
Internal parts	Stainless steel
Protection IP	IP 65
Type	1
Thread	G 1/8 IT
Operating pressure	0 - 50 bar
Sealant	PTFE
Electrical connection	ISO 4400 / EN 175301-803 Industrial standard type A
Medium temperature	-10 to 160 °C
Ambient temperature	-10 to 60 °C
Standard thread	ISO 228-1
Opening	1.8 mm
A	76.2 mm
B	40.0 mm
C	77.5 mm

Commercial data

Customs tariff number	84812090
Country of origin	TR
eCl@ss 5.1.4	27220601
eCl@ss 9.0	27220601
UNSPSC_Code_v190501	40141605
UNSPSC_CodeDesc_v190501	Solenoid valves

Material informations

REACH SVHC1 substance name	lead
CAS no. SVHC 1	7439-92-1
RoHS materials notice	RoHS compliant
REACH Info	contains SVHC substance

Stainless Steel High Pressure Solenoid Valve SS1013 Series (G1/8", G1/4")

GENERAL FEATURES

- Wide pressure range, a flow rate and orifice options.
- Solenoid valves are used with the filter.
- Solenoid valves can be mounted in any position without affecting its operation.
- Coil to be used in a vertical position.
- Working Pressure: -10 °C / +160 °C
- Pressure difference is 0.
- Especially available for harmless liquids (water, light oil etc) and gas liquids (air, inert gas etc.)

ELECTRICAL CHARACTERISTICS

Continuous Duty	: ED %100
Coil Insulation Class	: H (180°C)(IEC 85)
Coil Impregnation	: Polyester Fiber Glass
Ambient Temperature	: -10°C, +60°C
Protection Degree	: IP65 (ISO 60529) On request; IP68
Electric Plug Connection	: DIN 46340 3-Poles Connector (DIN 43650)
Connector Specification	: ISO 4400 / EN 175301-803 Form A, Spade Plug (Cable Ø6-8 mm)
Electrical Safety	: IEC 335
Standard Voltages	: AC 12V 15VA, 24V 15VA, 48V 15VA, 110V 15VA, 230V 15VA, 230V 24VA, DC 12V 18W, 24V 18W, 48V 18W, 110V 18W

On request other voltages

Voltages Tolerance	: AC -15%, +10% DC -5%, +10%
Frequency	: 50 Hz (60 Hz...)

On request; Connector with LED, PWM Socket Specify coil voltage with order

MATERIALS IN CONTACT WITH FLUID

Body	: Stainless Steel (AISI 316)
Internal Parts	: Stainless Steel
Sealing	: Viton on request PTFE, NBR and EPDM
Shading Ring	: Copper (EN 12735-1)

OPTIONS

Female connection: BSP; (On request NPT)
• On request Atex (explosion proof) coil.

TECHNICAL FEATURES

Max. Viscosity : 5°E (~37cST veya mm²/s)
Response Time : Opening time : 30 ms
Closing Time : 30 ms

SEALS FEATURES

NBR : -10°C...+80°C
EPDM : -10°C...+130°C
VITON : -10°C...+160°C
PTFE : -10°C...+160°C
RUBY : -10°C...+160°C

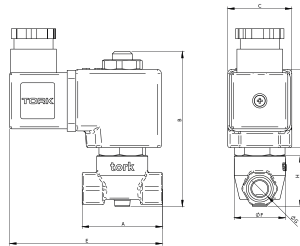
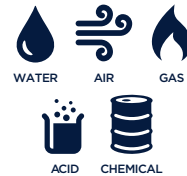


NORMALLY CLOSED

2/2 WAY

DIRECT ACTING

ΔP=0



Dimensions (mm)

	G	A	B	C	D	E	F	H
1/8"	40	77.5	32	39	76.2	25.5	25.5	
1/4"	40	77.5	32	39	76.2	25.5	25.5	

Coils	Nominal Values	Cold/ Hot	Inrush	Holding	Current (A)	Surface Temperature (°C)
C40012VDC18W	12VDC 18W	COLD	19.56	19.56	1.63	20
		HOT	14.52	14.52	1.21	106
C40024VDC18W	24VDC 18W	COLD	20.88	20.88	0.87	25
		HOT	14.64	14.64	0.61	116
C40110VDC18W	110VDC 18W	COLD	19.96	19.96	0.18	23
		HOT	13.56	13.56	0.123	115
C40012VAC15VA	12VAC 15VA	COLD	23.81	16.43	1.3	25
		HOT	-	15.86	1.262	79
C40024VAC15VA	24VAC 15VA	COLD	25.82	15.02	0.62	22
		HOT	-	13.91	0.57	81
C40110VAC15VA	110VAC 15VA	COLD	30.65	15.17	0.137	24
		HOT	-	13.96	0.126	80
C40230VAC15VA	230VAC 15VA	COLD	31.4	15.64	0.068	25
		HOT	-	14.41	0.063	80
C40230VAC15VA	230VAC 24VA	COLD	45.1	23.92	0.0154	23
		HOT	-	21.62	0.0154	100

Solenoid Valve Symbol	Valve Type/ Order No	Connection Size	Orifice Size	Pressure		Kv	Seal				Weight
				min/max	l/min		VITON	PTFE	NBR	EPDM	
	SS1013	G	mm	Bar	Bar	l/min	Opsiyon				kg
							VITON	PTFE	NBR	EPDM	
	SS1013.00.010	1/8"	1	0	100	1	✓	✓	✓	✓	0,41
	SS1013.00.018	1/8"	1.8	0	50	1.6	✓	✓	✓	✓	0,41
	SS1013.00.025	1/8"	2.5	0	20	3.2	✓	✓	✓	✓	0,41
	SS1013.00.030	1/8"	3	0	10	4.6	✓	✓	✓	✓	0,41
	SS1013.00.040	1/8"	4	0	9	6.4	✓	✓	✓	✓	0,41
	SS1013.00.050	1/8"	5	0	7	9.2	✓	✓	✓	✓	0,41
	SS1013.00.060	1/8"	6	0	5	11	✓	✓	✓	✓	0,41
	SS1013.01.010	1/4"	1	0	100	1	✓	✓	✓	✓	0,40
	SS1013.01.018	1/4"	1.8	0	50	1.6	✓	✓	✓	✓	0,40
	SS1013.01.025	1/4"	2.5	0	20	3.2	✓	✓	✓	✓	0,40
	SS1013.01.030	1/4"	3	0	10	4.6	✓	✓	✓	✓	0,40
	SS1013.01.040	1/4"	4	0	9	6.4	✓	✓	✓	✓	0,40
	SS1013.01.050	1/4"	5	0	7	9.2	✓	✓	✓	✓	0,40
	SS1013.01.060	1/4"	6	0	5	11	✓	✓	✓	✓	0,40

STANDARDS

• Standard tube connection G (BSP) (ISO 228-1) and other tube connections (NPT (ANSI 120.3)) are available on request.

• TORK solenoid valves 97/23/EC are available for pressure equipment directive (PED) and 2006/95/ECC low voltage directive (LVD).

Not: Please look catalogues for more details

Stainless Steel Solenoid Valve SS1013 Series (G3/8", G1/2", G3/4", G1")

GENERAL FEATURES

- Wide pressure range, a flow rate and orifice options.
- Solenoid valves are used with the filter.
- Solenoid valves can be mounted in any position without affecting its operation.
- Coil to be used in a vertical position.
- Suitable for Harmless Liquids (water, light oil etc.) Gas Fluids (air, inert gas etc.) dilute acids, fuel oil, diesel fuel, hydraulic oil etc.,

ELECTRICAL CHARACTERISTICS

Continuous Duty	: ED %100
Coil Insulation Class	: H (180°C)(IEC 85)
Coil Impregnation	: Polyester Fiber Glass
Ambient Temperature	: -10°C, +60°C
Protection Degree	: IP65 (ISO 60529) On request; IP68
Electric Plug Connection	: DIN 46340 3-Poles Connector (DIN 43650)
Connector Specification	: ISO 4400 / EN 175301-803 Form A, Spade Plug (Cable Ø6-8 mm)
Electrical Safety	: IEC 335
Standard Voltages	: AC 12V 15VA, 24V 15VA, 48V 15VA, 110V 15VA, 230V 15VA, 230V 24VA, DC 12V 18W, 24V 18W, 48V 18W, 110V 18W

On request other voltages

Voltages Tolerance : AC -15%, +10% DC -5%, +10%

Frequency : 50 Hz (60 Hz...)

On request; Connector with LED, PWM Socket Specify coil voltage with order

MATERIALS IN CONTACT WITH FLUID

Body	: Stainless Steel (AISI 316)
Internal Parts	: Stainless Steel
Sealing	: NBR on request; VITON, EPDM
Shading Ring	: Copper (EN 12735-1)
Seats, Core Tube, Springs	: Stainless Steel

OPTIONS

Female connection: BSP; (On request NPT)

- On request Atex (exproof) coil.

TECHNICAL FEATURES

Max. Viscosity : 5°E (-37cST veya mm²/s)

Response Time : Opening time : 400 ms - 1600 ms


Closing Time : 1000 ms - 2000 ms

SEALS FEATURES

NBR : -10°C...+80°C

EPDM : -10°C...+130°C

VITON : -10°C...+160°C



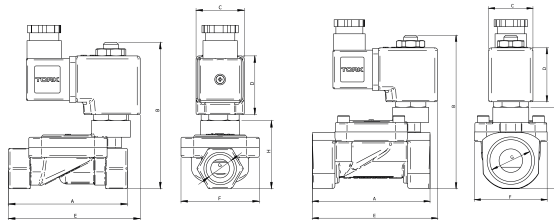
HIGH PRESSURE

NORMALLY CLOSED

2/2 WAY

PILOT OPERATED

ΔP=0,5



Dimensions (mm)

G	A	B	C	D	E	F	H
3/8"	79	98	32	39	87,5	52	45,25
1/2"	79	98	32	39	87,5	52	45,25
3/4"	90	111	32	39	91	52	59
1"	90	111	32	39	91	52	59

Coils	Nominal Values	Cold/Hot	Inrush	Holding	Current (A)	Surface Temperature (°C)
C40012VDC18W	12VDC 18W	COLD	19,56	19,56	1,63	20
		HOT	14,52	14,52	1,21	106
C40024VDC18W	24VDC 18W	COLD	20,88	20,88	0,87	25
		HOT	14,64	14,64	0,61	116
C40110VDC18W	110VDC 18W	COLD	19,96	19,96	0,18	23
		HOT	13,56	13,56	0,123	115
C40012VAC15VA	12VAC 15VA	COLD	23,81	16,43	1,3	25
		HOT	-	15,86	1,262	79
C40024VAC15VA	24VAC 15VA	COLD	25,82	15,02	0,62	22
		HOT	-	13,91	0,57	81
C40110VAC15VA	110VAC 15VA	COLD	30,65	15,17	0,137	24
		HOT	-	13,96	0,126	80
C40230VAC15VA	230VAC 15VA	COLD	31,4	15,64	0,068	25
		HOT	-	14,41	0,063	80
C40230VAC15VA	230VAC 24VA	COLD	45,1	23,92	0,0154	23
		HOT	-	21,62	0,0154	100

Solenoid Valve Symbol	Valve Type/Order No	Connection Size	Orifice Size	Pressure min/max		Kv	Seal			Weight
				Bar	Bar		NBR	EPDM	VITON	
	SS1013	G	mm	Bar	Bar	l/min				kg
	SS1013.02	3/8"	12,5	0,5	40	48	✓	✓	✓	0,74
	SS1013.03	1/2"	12,5	0,5	40	48	✓	✓	✓	0,72
	SS1013.04	3/4"	17	0,5	40	90	✓	✓	✓	0,86
	SS1013.05	1"	17	0,5	40	90	✓	✓	✓	0,84

STANDARDS

• Standard tube connection G (BSP) (ISO 228-1) and other tube connections (NPT (ANSI 120.3)) are available on request.

• TORK solenoid valves 97/23/EC are available for pressure equipment directive (PED) and 2006/95/ECC low voltage directive (LVD).

Not: Please look catalogues for more details